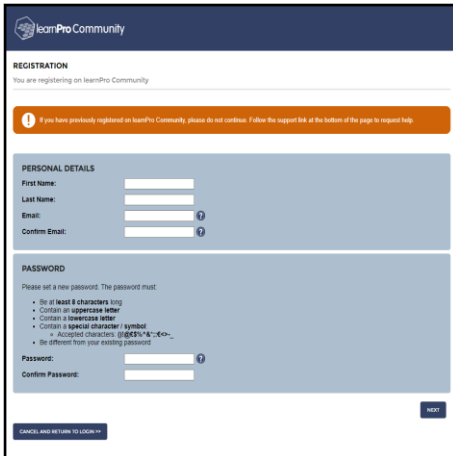


Water Safety Scotland Drowning and Incident Review (DIR) Training Package

Registration

Registration at the Scottish Fire and Rescue Service's Learn Pro Community Portal is required to undertake the online DIR Training Package by clicking on the below link and following the on-screen instructions:

[learnPro Community - Registration \(learnprouk.com\)](https://learnprouk.com)



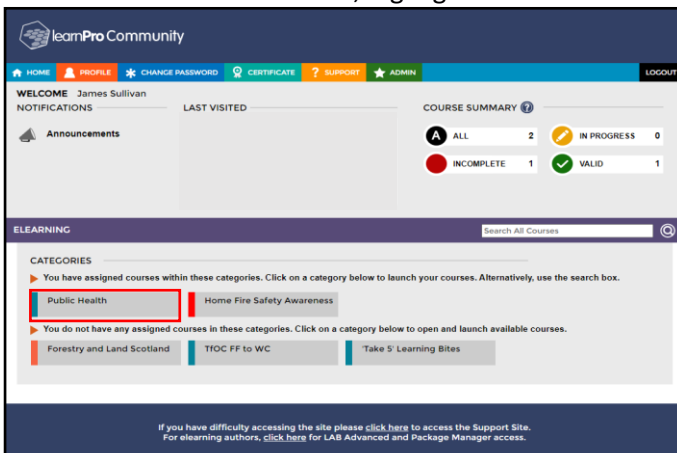
The screenshot shows the registration page on the learnPro Community portal. It includes a header with the logo and the text 'learnPro Community'. Below the header, there is a 'REGISTRATION' section with a sub-header 'You are registering on learnPro Community'. A warning message states: 'If you have previously registered on learnPro Community, please do not continue. Follow the support link at the bottom of the page to request help.' The form is divided into two main sections: 'PERSONAL DETAILS' and 'PASSWORD'. The 'PERSONAL DETAILS' section contains fields for 'First Name', 'Last Name', 'Email', and 'Confirm Email'. The 'PASSWORD' section includes instructions: 'Please set a new password. The password must: Be at least 8 characters long, Contain an uppercase letter, Contain a lowercase letter, Contain a special character / symbol, Accepted characters: @!\$%^&*~`-+=_~', and 'Be different from your existing password'. There are 'Password:' and 'Confirm Password:' fields. At the bottom, there are buttons for 'CANCEL AND RETURN TO LOGIN' and 'NEXT'.

Log In

After registration you will be prompted to log into your account, or alternatively you can do so via the below link:

[learnPro Community - Login \(learnprouk.com\)](https://learnprouk.com)

Upon logging in you will see the below screen.
Click on the Public Health tab, highlighted below in red.

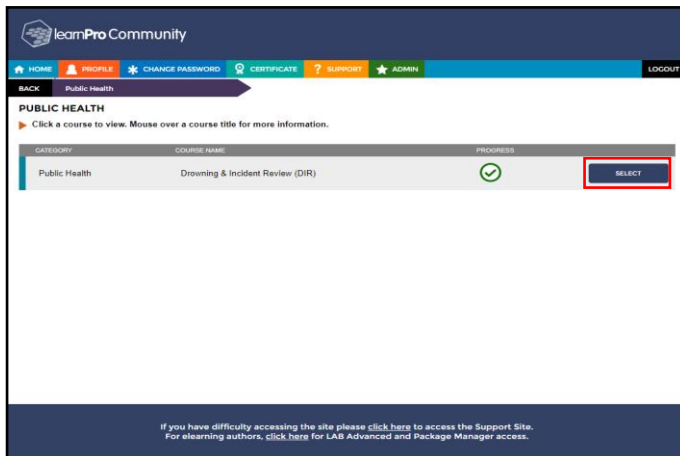


The screenshot shows the user dashboard on the learnPro Community portal. The top navigation bar includes links for HOME, PROFILE, CHANGE PASSWORD, CERTIFICATE, SUPPORT, and ADMIN, along with a LOGOUT button. The main content area is divided into several sections: 'WELCOME James Sullivan', 'NOTIFICATIONS' (with an 'Announcements' sub-section), and 'COURSE SUMMARY'. The 'COURSE SUMMARY' section displays a table with the following data:

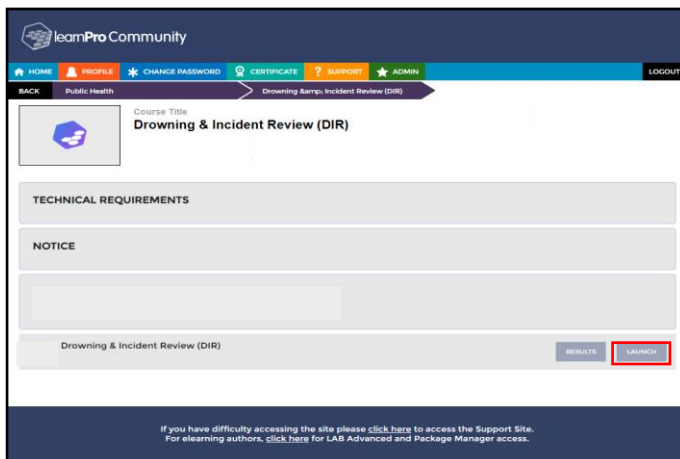
Category	Count	Category	Count
ALL	2	IN PROGRESS	0
INCOMPLETE	1	VALID	1

Below the course summary, there is an 'ELEARNING' section with a search box for 'Search All Courses'. Underneath, there are 'CATEGORIES' listed: 'Public Health' (highlighted in red), 'Home Fire Safety Awareness', 'Forestry and Land Scotland', 'TTOC FF to WC', and 'Take 5' Learning Bites'. At the bottom, there is a footer with a link to the Support Site and instructions for LAB Advanced and Package Manager access.

This will then display the Drowning & Incident Review (DIR) Package.
Click SELECT



Click on LAUNCH



Click on LAUNCH MODULE

